HOCKEYSTEVE

STATS & INSIGHTS

CARDIFF DEVILS

RILEY BRANDT

EIHL 2025/26

PLAYER IMPACT GUIDE

HockeySteve | Stats & Insights

INTRODUCTION

The EIHL is a league defined by pace, volatility and role-driven systems. Raw production alone rarely tells the full story of a player's impact.

Some influence the game through transition control, defensive suppression, shot quality generation or stabilising minutes that never appear on a scoresheet.

This report focuses on those players.
Using a blended analytics model powered by official EIHL statistics, JSON-based shot data and manually curated defensive and transition metrics, we identify skaters and goaltenders whose value extends beyond traditional stat counting.

Our goal is simple: To provide a clear, modern, data-driven view of player impact that complements traditional scouting and highlights the individuals that shaped the 2025/26 EIHL season.

This is not a league-wide almanac — it is a focused guide of the players who mattered most.

METHODOLOGY

A Modern, Context-Driven Evaluation Model

The EIHL demands a different approach to player evaluation. Systems vary widely, roles shift game-to-game and raw production often hides the true drivers of impact.

To capture this, the HockeySteve model blends traditional stat counting with contextual analytics designed specifically for the league's pace and structure, especially as there are some barriers to gather further data publicly.

This report does not display the full dataset — including JSON shot locations and shot-type logs — but these sources power the underlying model that informs every ranking and spotlight.

Data Sources

- EIHL official statistics (2025/26 season)
- JSON-based shot location and shot-type data (model input only)
- Manually curated defensive and transition metrics
- Team-context adjustments (usage, deployment, matchups)
- Goaltender-specific danger-zone tracking

Key Metrics Used

- Shot Efficiency — goals per shot, goals vs expected
- Shot Quality — danger classification, xG per attempt
- Defensive Suppression — blocks, shot prevention, DZ control
- Transition Impact — exits, entries, denial rates
- Finishing Talent — G/60, HD goals, G/xG
- Goaltender Performance — xG Saved, HD Save %, rebound control

This model highlights players whose influence extends beyond the box score.

ADVANCED ANALYTICS OVERVIEW

To understand individual player impact, we first establish league-wide baselines for the 2025/26 EIHL season.
These benchmarks provide essential context for evaluating efficiency, shot quality, defensive suppression and goaltender performance.

The charts below represent the analytical foundation used throughout this guide. They do not display the full underlying dataset — including JSON shot locations and shot-type logs — but they reflect the model's core behavioural patterns.

SHOT EFFICIENCY CURVE (2025/26)

A league-wide curve showing the relationship between shot volume and scoring efficiency. Used to contextualise finishing talent and shot selection quality.

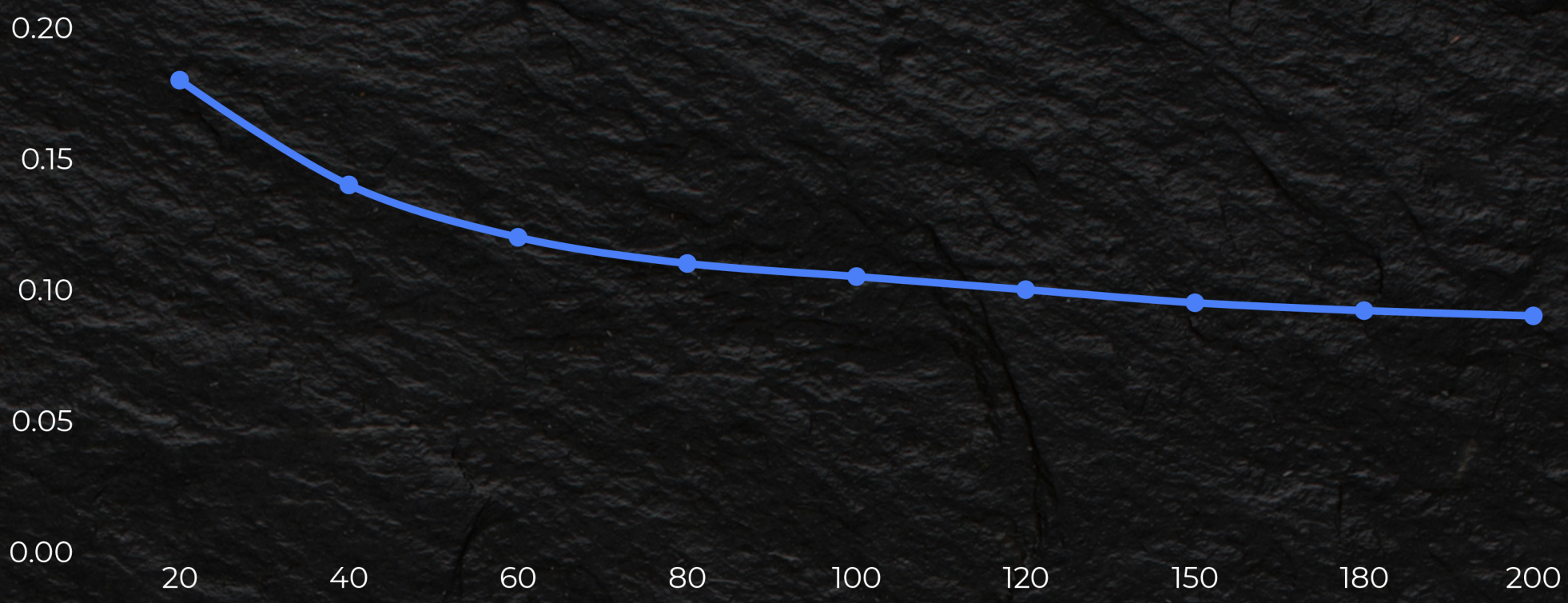

League-wide relationship between shot volume and scoring efficiency. Used to contextualise finishing talent.

BLOCKS IMPACT TIERS (2025/26)

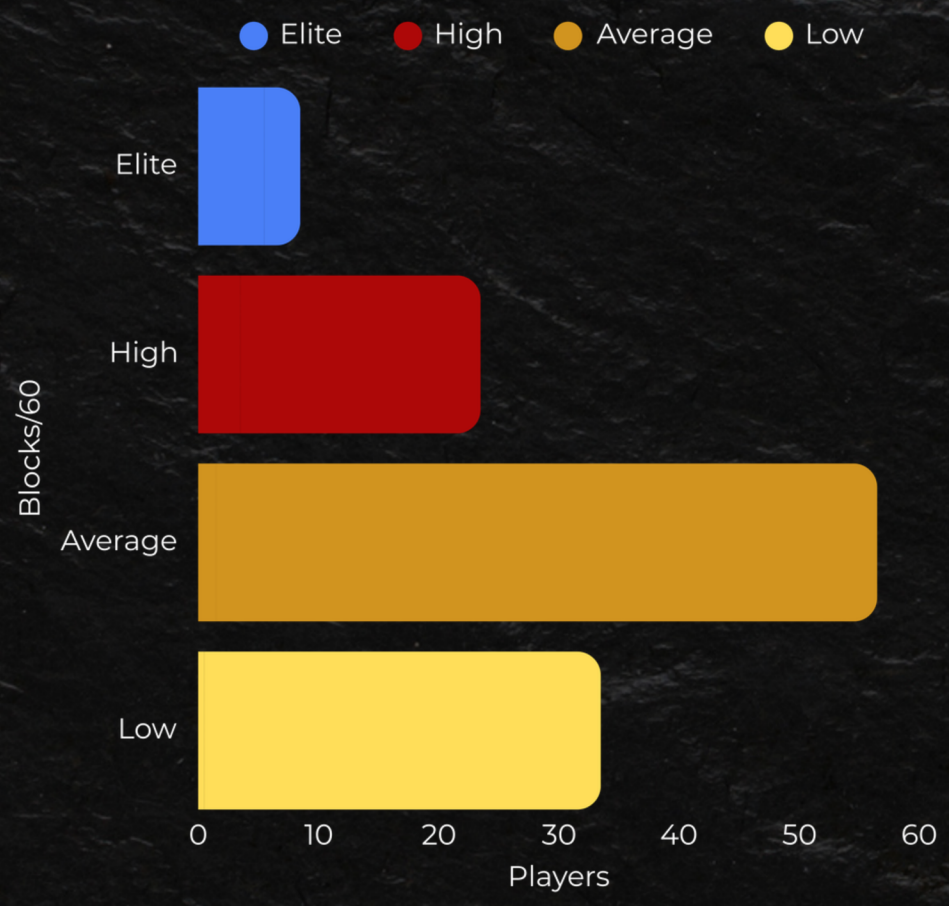

A tiered breakdown of defensive suppression across the EIHL. Elite defenders exceed 5 blocks per 60 minutes, while most players fall within the average range.

GOALS DISTRIBUTION (2025/26)

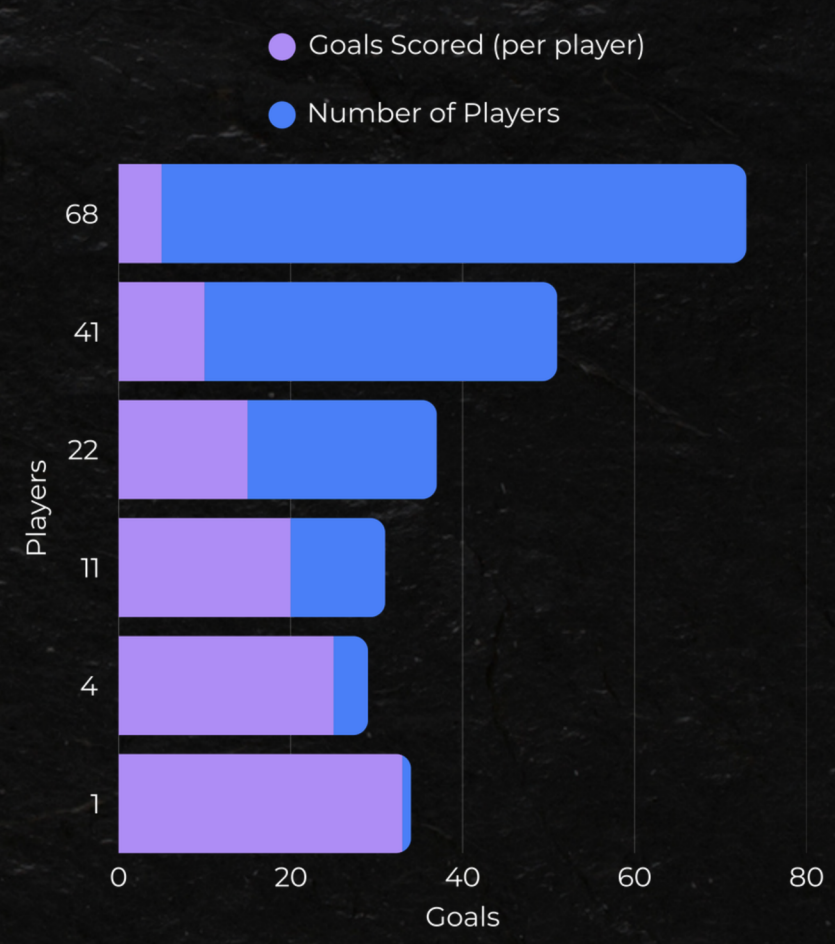

A breakdown of goal-scoring frequency across the league. Used to evaluate finishing talent.

ADVANCED ANALYTICS OVERVIEW

To understand individual player impact, we first establish league-wide baselines for the 2025/26 EIHL season.
These benchmarks provide essential context for evaluating efficiency, shot quality, defensive suppression and goaltender performance.

The charts below represent the analytical foundation used throughout this guide. They do not display the full underlying dataset — including JSON shot locations and shot-type logs — but they reflect the model's core behavioural patterns.

SHOT EFFICIENCY CURVE (2025/26)

A league-wide curve showing the relationship between shot volume and scoring efficiency. Used to contextualise finishing talent and shot selection quality.

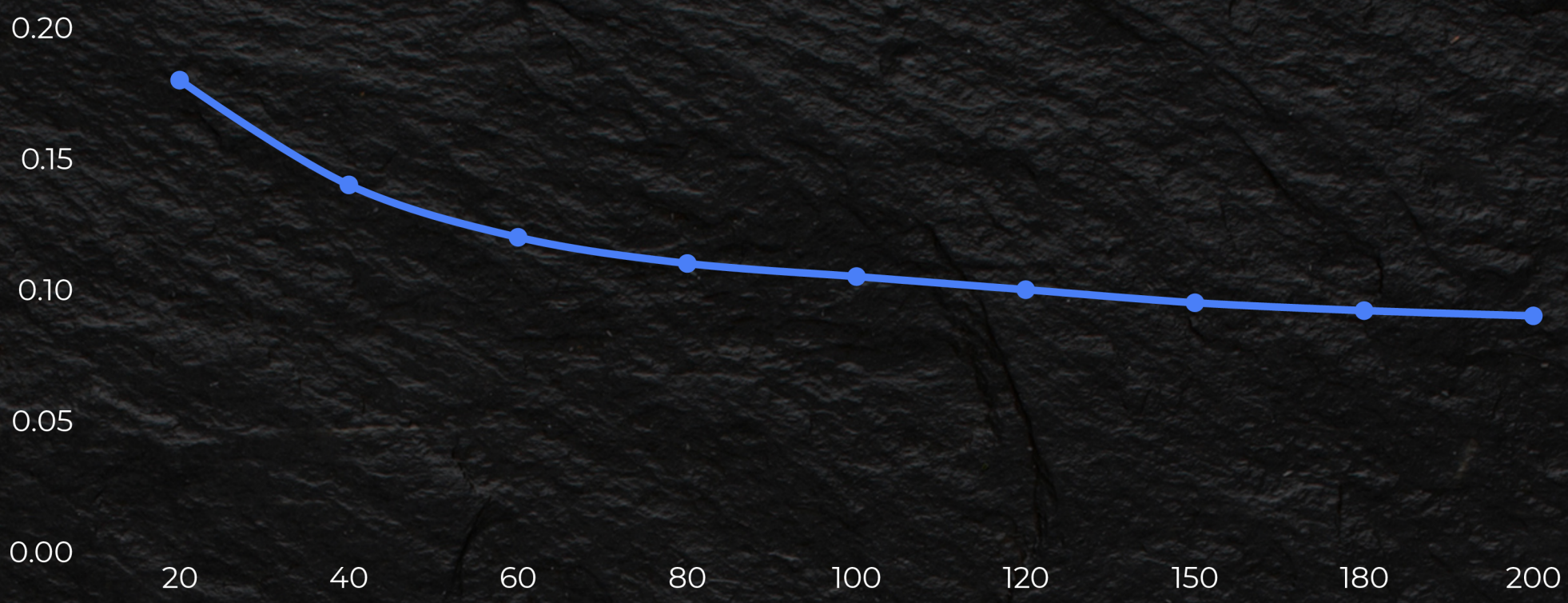

League-wide relationship between shot volume and scoring efficiency. Used to contextualise finishing talent.

BLOCKS IMPACT TIERS (2025/26)

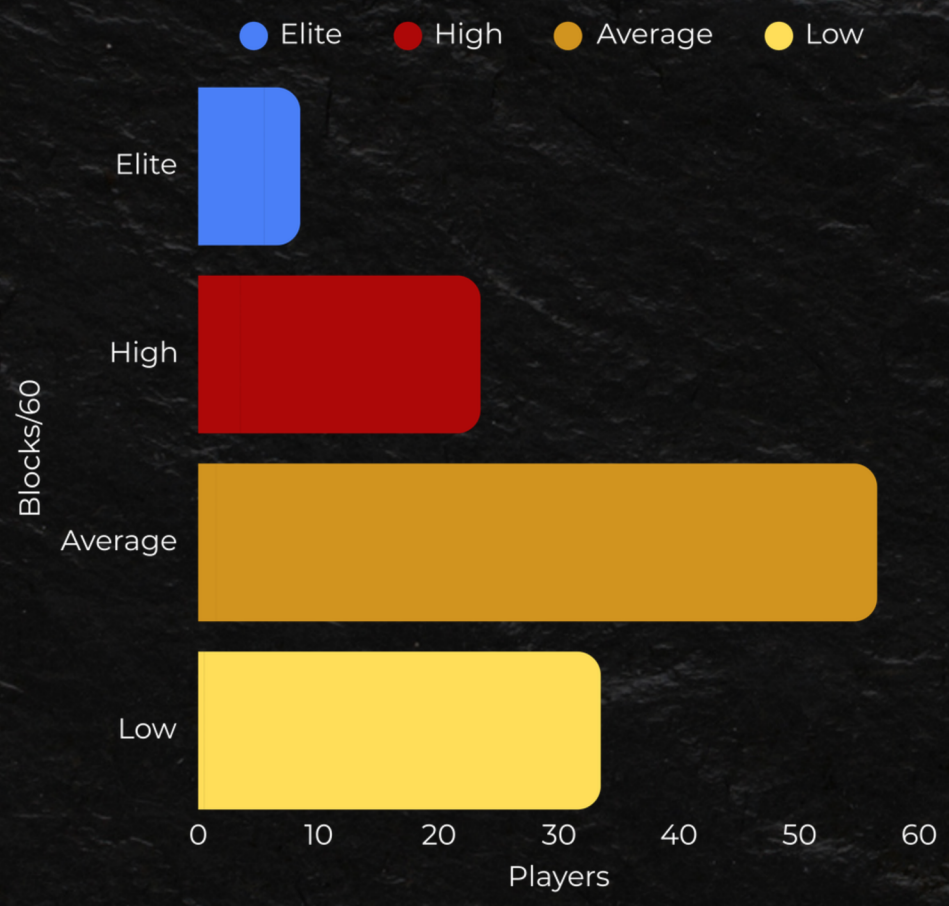

A tiered breakdown of defensive suppression across the EIHL. Elite defenders exceed 5 blocks per 60 minutes, while most players fall within the average range.

GOALS DISTRIBUTION (2025/26)

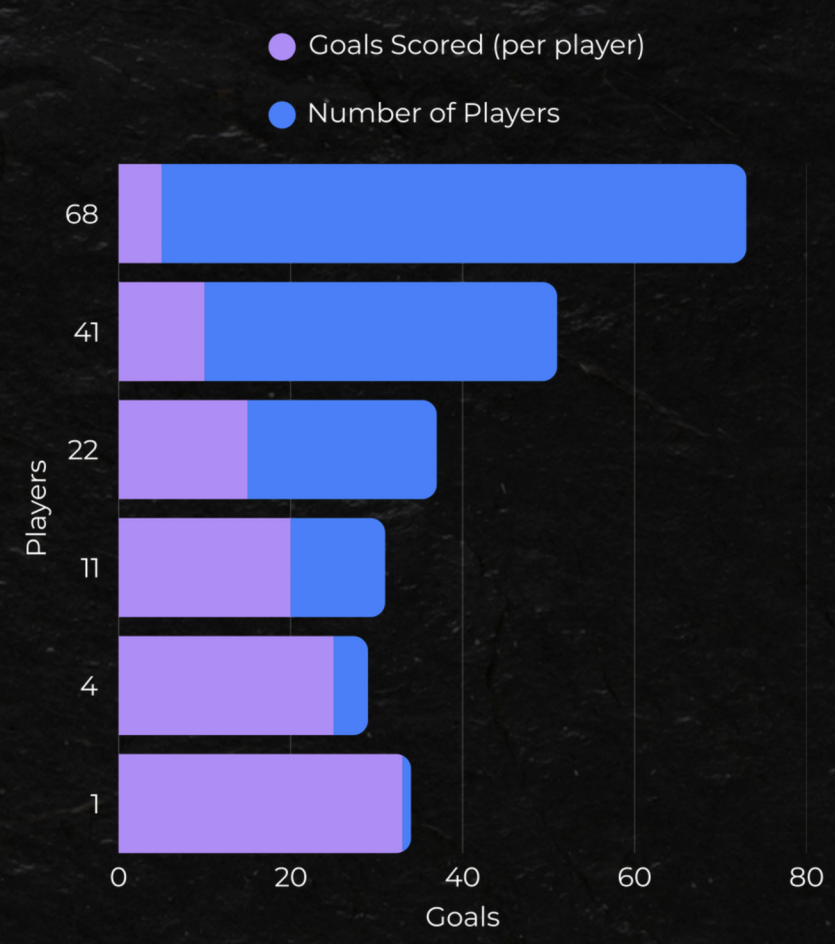

A breakdown of goal-scoring frequency across the league. Used to evaluate finishing talent.

DEFENCEMEN

Impact Beyond the Blue Line

Ranked by Overall Impact Score

Rank	Player	Team	GP	PTS	Impact Score
1	**Mike Lee**	Belfast Giants	54	51	**9.8**
2	**Brandon Estes**	Cardiff Devils	54	42	**9.2**
3	**Nick Welsh**	Manchester Storm	54	40	**9.1**
4	David Noel	Nottingham Panthers	53	38	8.9
5	Dominic Cormier	Sheffield Steelers	54	38	8.8
6	Dryden Dow	Dundee Stars	54	35	8.6
7	Jere Vertanen	Coventry Blaze	51	34	8.6
8	Jamak Watson	Guildford Flames	52	33	8.4
9	Jordon Southorn	Sheffield Steelers	47	28	8.1
10	Brien Diffley	Sheffield Steelers	47	27	8.0

Each defenceman's ranking is based on a hybrid Impact Score (0–10) combining production, defensive value, transition impact and team context. This model blends statistical output with role-based evaluation to reflect true on-ice influence.

Impact Score = 0.35P+0.25D+0.25T+0.15C

Where:

- **P** = Production Impact (PTS/GP, adjusted for role)
- **D** = Defensive Value (suppression, usage, PK reliability)
- **T** = Transition Impact (exits, entries, puck movement)
- **C** = Context Adjustment (team strength, deployment difficulty)

Summary:

This score highlights defencemen who drive play, contribute consistently and influence results beyond raw point totals.

TOP 10 EIHL DEFENCEMEN

HockeySteve | Stats & Insights

DEFENCEMEN

The Top Three/Editors Notes



MIKE LEE

2025/26

RANK	GAMES	POINTS	AGE:	BS:
1	53	51	29	38
	GOALS 12	ASSISTS 39	POS: DEF	TOI: 22:04

IMPACT	CAT STR	DEF EVAL
9.4	9.7	8.6

EV PTS	EV DEF	PP	PRIM PTS	PK	BREAKOUTS
71%	88%	87%	57%	1st	63%

SOG/60	xG	G ABOVE XG	OZ PRES	TRANSITIONS	DZ RECOV
7.1	7.4	4.6	8.9	9.7	8.4

DATA TAKEN FROM **ELITE PROSPECTS** & **EIHL

"ELITE TWO-WAY DEFENCEMAN DRIVING PLAY & OUTPERFORMING EXPECTATIONS."



BRANDON ESTES

2025/26

RANK	GAMES	POINTS	AGE:	BS:
2	54	42	29	36
	GOALS 6	ASSISTS 36	POS: DEF	TOI: 25:05

IMPACT	CAT STR	DEF EVAL
8.9	9.3	7.5

EV PTS	EV DEF	PP	PRIM PTS	PK	BREAKOUTS
63%	74%	95%	71%	2nd	58%

SOG/60	xG	G ABOVE XG	OZ PRES	TRANSITIONS	DZ RECOV
9.4	4.1	1.9	9.1	8.6	7.6

DATA TAKEN FROM **ELITE PROSPECTS** & **EIHL

"ELITE PUCK DISTRIBUTOR WITH STRONG TRANSITION PLAY AND HIGH-END EVEN STRENGTH IMPACT."



NICK WELSH

2025/26

RANK	GAMES	POINTS	AGE:	BS:
3	54	40	28	27
	GOALS 12	ASSISTS 28	POS: DEF	TOI: 25:14

IMPACT	CAT STR	DEF EVAL
8.6	9.1	7.2

EV PTS	EV DEF	PP	PRIM PTS	PK	BREAKOUTS
68%	71%	90%	72%	2nd	57%

SOG/60	xG	G ABOVE XG	OZ PRES	TRANSITIONS	DZ RECOV
6.8	8.2	3.8	8.7	8.4	7.3

DATA TAKEN FROM **ELITE PROSPECTS** & **EIHL

DYNAMIC OFFENSIVE ACTIVATOR WITH DECEPTIVE SHOOTING AND STRONG RUSH INVOLVEMENT."

HockeySteve | Stats & Insights

FORWARDS

Impact Beyond the Scores

Ranked by Overall Impact Score

Rank	Player	Team	GP	PTS	Impact Score
1	**Mitchell Balmas**	Sheffield Steelers	54	65	**9.8**
2	**Tim Doherty**	Nottingham Panthers	53	57	**9.2**
3	**Grant Mismash**	Coventry Blaze	52	54	**9.1**
4	Mathieu Gosselin	Guildford Flames	53	51	9.0
5	Trstin Langan	Glasgow Clan	54	52	8.8
6	Kristoff Kontos	Cardiff Devils	52	53	8.8
7	Josh MacDonald	Cardiff Devils	50	48	8.7
8	Cole Sanford	Cardiff Devils	46	48	8.6
9	JJ Piccinich	Belfast Giants	53	50	8.5
10	Joey Martin	Cardiff Devils	52	48	8.4

Each forward's ranking is based on a hybrid Impact Score (0–10) combining production, transition play, defensive contribution and contextual usage. This model emphasises scoring impact while still capturing full-ice influence.

Impact Score = 0.45P+0.20D+0.25T+0.10C

Where:

- **P** = Production Impact (PTS/GP, adjusted for role)
- **D** = Defensive Value (forecheck pressure, retrievals, backchecking)
- **T** = Transition Impact (puck cycling, zone entries)
- **C** = Context Adjustment (team strength, deployment difficulty)

Summary:

The scores reflect overall on-ice influence, combining scoring, transition impact, defensive work, and role context.

TOP 10 EIHL FORWARDS

FORWARDS

The Top Three/Editors Notes



MITCHELL BALMAS 2025/26

RANK **1**

GAMES **54** POINTS **65** | *AGE:* **28** *PPG:* **4**
GOALS **34** ASSISTS **31** | *POS:* **FWD** *TOI:* **20:25**

IMPACT	CAT STR	DEF EVAL
9.8	9.7	8.1

EV PTS	EV DEF	PP	PRIM PTS	PK	CARRIES
67%	80%	87%	81%	45%	63%

SOG/60	xG	G ABOVE XG	OZ CTRL	TRANSITIONS	DZ SUPRT
9.4	27.4	6.6	8.9	9.6	7.9

DATA TAKEN FROM **ELITE PROSPECTS** & **EIHL

"A HIGH-EFFICIENCY SCORER WHO DRIVES OFFENCE THROUGH PACE, CONTROLLED ENTRIES, AND CONSISTENT HIGH-DANGER SHOT GENERATION"



GRANT MISMASH 2025/26

RANK **2**

GAMES **52** POINTS **54** | *AGE:* **27** *PPG:* **6**
GOALS **22** ASSISTS **34** | *POS:* **FWD** *TOI:* **18:57**

IMPACT	CAT STR	DEF EVAL
9.4	9.5	7.8

EV PTS	EV DEF	PP	PRIM PTS	PK	CARRIES
64%	76%	91%	81%	0	71%

SOG/60	xG	G ABOVE XG	OZ CTRL	TRANSITIONS	DZ SUPRT
9.5	14.8	7.2	9.1	9.7	7.4

DATA TAKEN FROM **ELITE PROSPECTS** & **EIHL

"A TRANSITION-DRIVEN PLAYMAKER WHO EXCELS AT CONTROLLED ENTRIES, LATERAL CREATION, AND PRIMARY ASSIST PRODUCTION"



TIM DOHERTY 2025/26

RANK **3**

GAMES **53** POINTS **57** | *AGE:* **30** *PPG:* **5**
GOALS **18** ASSISTS **39** | *POS:* **FWD** *TOI:* **18:14**

IMPACT	CAT STR	DEF EVAL
9.2	9.2	7.9

EV PTS	EV DEF	PP	PRIM PTS	PK	CARRIES
65%	79%	90%	80%	0	63%

SOG/60	xG	G ABOVE XG	OZ CTRL	TRANSITIONS	DZ SUPRT
8.6	10.4	7.6	8.7	9.3	7.9

DATA TAKEN FROM **ELITE PROSPECTS** & **EIHL

"A POSSESSION-FOCUSED DISTRIBUTOR WHO ANCHORS OFFENSIVE SEQUENCES THROUGH INTELLIGENT PUCK MOVEMENT AND SUSTAINED ZONE PRESSURE"

HockeySteve | Stats & Insights

GOALIES

Impact Beyond the Saves

Ranked by Overall Impact Score

Rank	Player	Team	GP	Wins	Impact Score
1	**Drew DeRidder**	Manchester Storm	34	17	**9.8**
2	**Justin Fazio**	Guildford Flames	37	25	**9.6**
3	**Ben Bowns**	Cardiff Devils	32	18	**9.3**
4	Jackson Whistle	Belfast Giants	28	21	9.2
5	Matthew GreenField	Sheffield Steelers	35	21	8.6
6	Mat Robson	Coventry Blaze	41	21	8.6
7	Christian Stoever	Cardiff Devils	27	17	8.6
8	Sami Aittokallio	Glasgow Clan	30	16	8.4
9	Jake Kupsky	Belfast Giants	20	11	8.1
10	Jason Grande	Nottingham Panthers	23	14	8.0

Each goaltender's ranking uses a hybrid Impact Score (0–10) blending shot-stopping, workload, high-danger saves, rebound control and defensive context to capture true value beyond raw save percentage.

Impact Score = 0.30 SS+0.20 W+0.20 HD+0.10 RC+0.20 C

Where:

- **SS** = Shot Stopping (SV%, GAA, GSAA, GSAx)
- **W** = Workload (volume, shot difficulty, SA/60, xGA)
- **HD** = High-Danger Performance (shot/rush save ability)
- **RC** = Rebound Control (rebounds, freezes, 2nd chance shots)
- **C** = Context Adjustments (PK setup, system, deployment)

Summary:

The scores reflect total goaltending impact, blending efficiency, workload, high-danger saves, rebound control and team-context to measure value beyond basic stats.

TOP 10 EIHL GOALIES

HockeySteve | Stats & Insights

GOALIES

The Top Three/Editors Notes

DREW DERIDDER 2025/26



RANK	GAMES	SA AG	AGE:	WINS
1	34	1257	25	17
	SVS 1179	GA AG 78	POS: G	MIN 2049

IMPACT	CAT STR	ROLE
9.6	9.3	STARTER

WAR	EV	REBOUNDS	HD	PK
95%	94%	86%	91%	88%

WORKLOAD	SHOT STOP	SV%	GAA	SHUTOUT
9.7	9.4	93.79	2.28	2

DATA TAKFN FROM **ELITE PROSPECTS & EIHL

DERIDDER'S SEASON WAS A MASTERCLASS IN HIGH-PRESSURE GOALTENDING. HIS ELITE SHOT-STOPPING, MASSIVE WORKLOAD AND ABILITY TO ELEVATE MANCHESTER'S DEFENSIVE RESULTS PRODUCED THE HIGHEST WAR IN THE LEAGUE.

JUSTIN FAZIO 2025/26



RANK	GAMES	SA AG	AGE:	WINS
2	37	1189	28	25
	SVS 1109	GA AG 80	POS: G	MIN 2115

IMPACT	CAT STR	ROLE
9.3	9.0	STARTER

WAR	EV	REBOUNDS	HD	PK
89%	91%	90%	88%	83%

WORKLOAD	SHOT STOP	SV%	GAA	SHUTOUT
9.1	9.5	93.27	2.27	1

DATA TAKEN FROM **ELITE PROSPECTS & EIHL

FAZIO'S BLEND OF EFFICIENCY, WORKLOAD, AND REBOUND CONTROL MADE HIM ONE OF THE MOST VALUABLE GOALIES IN THE EIHL. HIS WAR REFLECTS A SEASON DEFINED BY STABILITY AND HIGH-DANGER COMPOSURE.

BEN BOWNS 2025/26



RANK	GAMES	SA AG	AGE:	WINS
3	32	852	28	18
	SVS 794	GA AG 58	POS: G	MIN 1796

IMPACT	CAT STR	ROLE
8.8	8.7	STARTER

WAR	EV	REBOUNDS	HD	PK
87%	89%	86%	85%	92%

WORKLOAD	SHOT STOP	SV%	GAA	SHUTOUT
8.6	9.3	93.19	1.94	7

DATA TAKEN FROM **ELITE PROSPECTS & EIHL

BOWNS' SEVEN SHUTOUTS AND ELITE CONSISTENCY MADE HIM ONE OF THE MOST IMPACTFUL GOALIES IN THE EIHL. HIS PK DOMINANCE AND STABILITY IN TIGHT GAMES DROVE A TOP-TIER WAR TOTAL.

EIHL OUTSIDE IMPACT PLAYERS

Not every influential player appears in the league's scoring charts. Some drive results through defensive commitment, shot-blocking, matchup minutes and the kind of gritty, detail-oriented play that keeps teams competitive. These players may not headline the Top 10 lists, but their value is undeniable — and essential to their teams' identity.

This section highlights three players whose contributions extend far beyond the box score.

MARCUS **TESINK**

Tesink is Guildford's defensive backbone, thriving with heavy-zone minutes and excelling in shot suppression. His game is built on structure, sacrifice and reliability — the kind of defender who quietly prevents goals every night.



The Evolution of Marcus Tesink

Over the course of his time at Guildfoard Flames, he has become a defensive anchor, highlighted by his jump in blocked shots, whilst collating more responsibility and commitment.

His role has expanded dramatically, culminating in more TOI this season, managing to reduce the chaos as well as moving the puck with more impact.

By far, this was the breakout season for Tesink, becoming one of the standout players in every advanced metric for blue liners and the data shows this

IMPACT INDEX SCORE; = 77.7

MATT **SPENCER**



BALANCED STABILISING TWO-WAY D

Spencer provides calm, stabilising play with strong two-way discipline. He blocks shots, drives pucks forward, and handles tough matchups without fanfare. His consistency and decision-making make him a foundational piece of Nottingham's blue line.

IMPACT INDEX SCORE; = 84.1

STEVEN **SEIGO**





HIGH USAGE TRANSITION-DRIVING WORKHORSE

Seigo is Glasgow's high-usage workhorse, combining transition play with defensive resilience. He absorbs pressure, moves the puck efficiently and logs elite minutes on a team that leans heavily on his presence.

IMPACT INDEX SCORE; = 100

EIHL OUTSIDE IMPACT PLAYER TRAJECTORIES

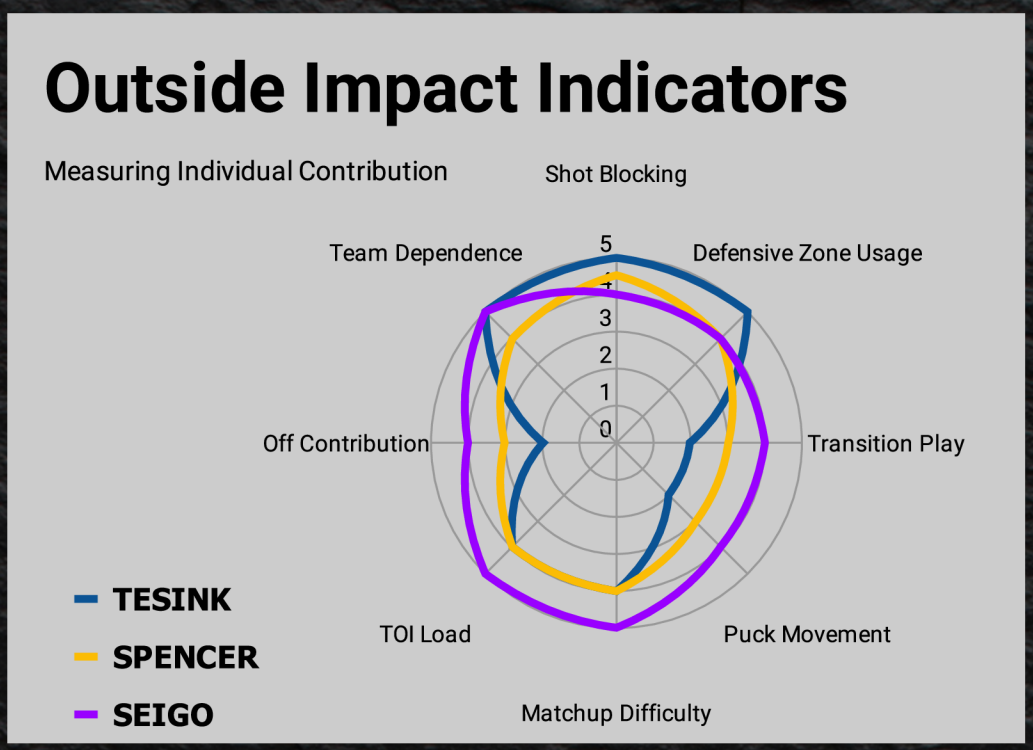

Utilising a complex system of usage, transitional play, TOI and offensive contribution, here is a snapshot of how each player performed when rated

Matt Spencer flew under the radar as others around him at more minutes and put up more points. His role had more balanced fundamentals, creating a bedrock for his team to build upon

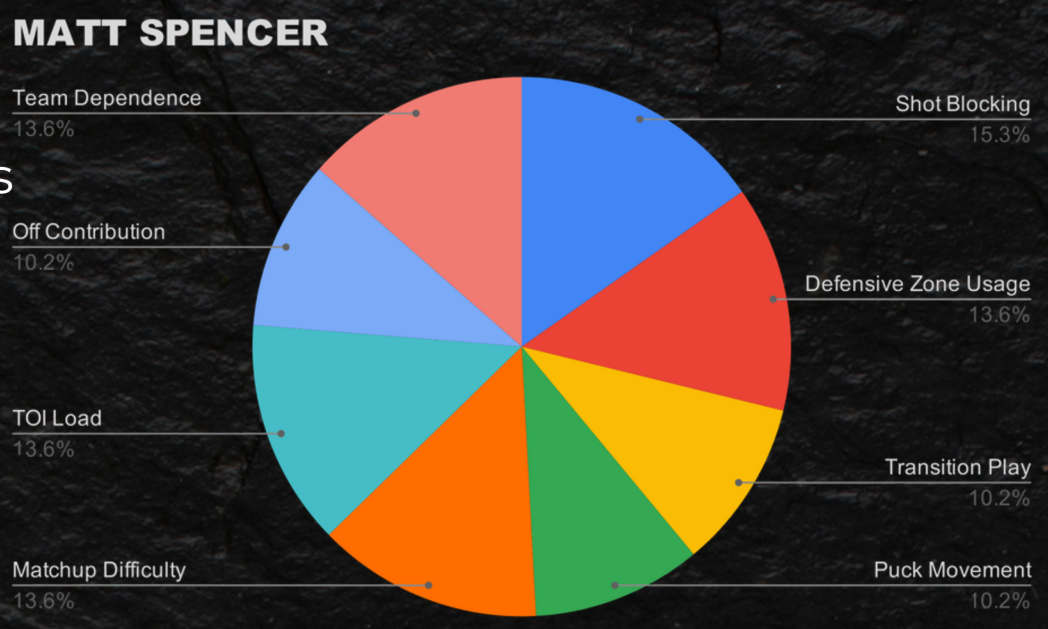

Marcus Tesink became an example of the quiet player doing the right things unnoticed. You can see the dramatic upticks for defensive responsibility and explosion in production from putting his body on the line for his team. A valuable player for his club.

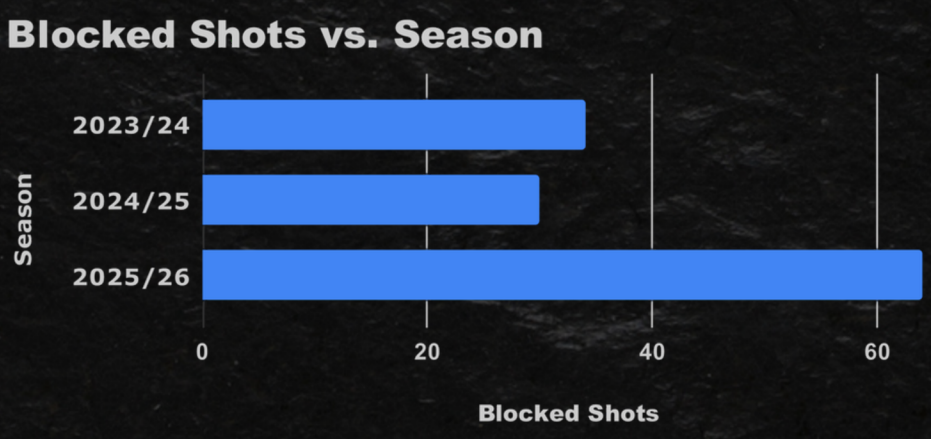

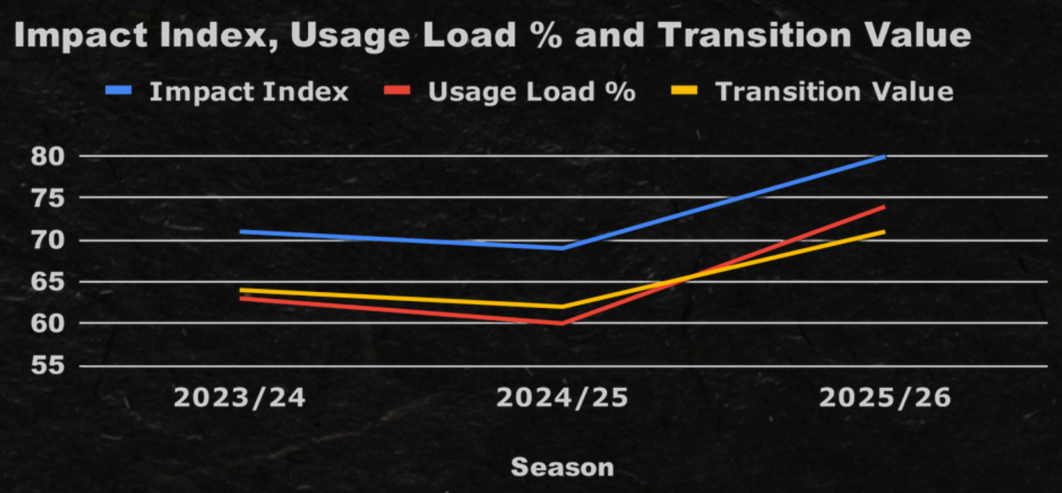

2025/26 MOST IMPROVED PLAYERS

The Most Improved Players category highlights skaters who made the clearest, most measurable jumps in performance, responsibility and on-ice impact over the past three seasons.

Each of these players shows a distinct improvement arc — one driven by goal scoring, one by expanded defensive responsibility and one by rising two-way production. Their development is visible not only in the numbers, but in the roles they now play for their teams.



JOSH WALLER — 2025/26

RANK 1

GAMES	46	POINTS	36	*AGE:* 26	*PPG:* 2
GOALS	16	ASSISTS	20	*POS:* FWD	*TOI:* 18:13

IMPACT	CAT STR	DEF EVAL
7.6	8.2	6.7

EV PTS	EV DEF	PP	PRIM PTS	PK	CARRIES
61%	64%	74%	64%	41%	71%

SOG/60	xG	G ABOVE XG	OZ CTRL	TRANSITIONS	DZ SUPRT
8.2	21.8	-5.8	7.4	7.9	6.4

DATA TAKEN FROM **ELITE PROSPECTS & **EIHL**



RILEY BRANDT — 2025/26

RANK 2

GAMES	48	POINTS	27	*AGE:* 29	*BS:* 12
GOALS	18	ASSISTS	9	*POS:* FWD	*TOI:* 13:10

IMPACT	CAT STR	DEF EVAL
5.7	6.4	2.7

EV PTS	EV DEF	PP	PRIM PTS	PK	CARRIES
64%	57%	12%	78%	61%	38%

SOG/60	xG	G ABOVE XG	OZ CTRL	TRANSITIONS	DZ SUPRT
10.7	14.2	3.8	2.1	4.4	1.8

DATA TAKEN FROM **ELITE PROSPECTS & **EIHL**



JOE HAZLEDINE — 2025/26

RANK 3

GAMES	53	POINTS	20	*AGE:* 25	*BS:* 25
GOALS	4	ASSISTS	16	*POS:* DEF	*TOI:* 18:36

IMPACT	CAT STR	DEF EVAL
6.0	7.4	6.9

EV PTS	EV DEF	PP	PRIM PTS	PK	BREAKOUTS
58%	71%	90%	62%	2nd	57%

SOG/60	xG	G ABOVE XG	OZ PRES	TRANSITIONS	DZ RECOV
6.2	7.1	-3.1	3.4	5.8	7.1

DATA TAKEN FROM **ELITE PROSPECTS & **EIHL**

2025/26 MOST IMPROVED PLAYERS

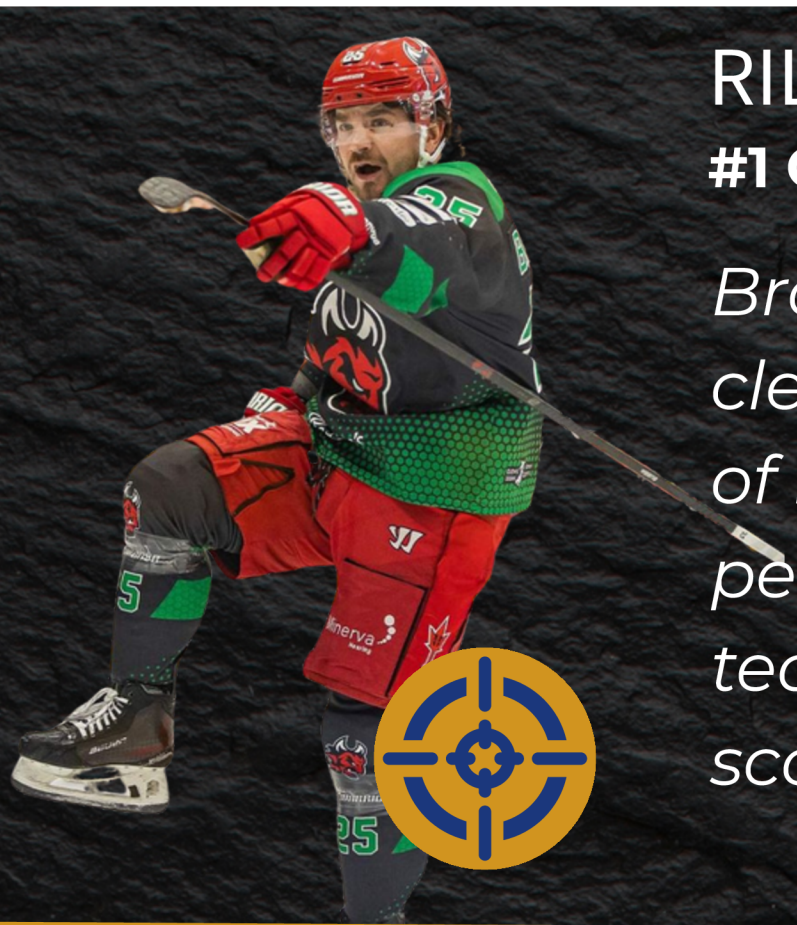

RILEY **BRANDT**

#1 GOAL SCORING BREAKOUT SEASON

Brandt's transformation is one of the clearest in the league. After two seasons of modest production, following an intial period of being a physical engine for his team, he erupted into a legitimate scoring threat.

JOE **HAZLEDINE**

OFFENSIVE GROWTH + TOP-FOUR STABILITY

Hazledine's improvement is about maturity and responsibility. His point totals climbed from 12 → 20 and his assist numbers rose significantly. He maintained top-four TOI across the previous three seasons, showing that coaches trust him with heavy minutes. His blocked shots remained high, reinforcing his defensive reliability.



JOSH **WALLER**



TOP SIX BREAKOUT + ELITE SHOT VOLUME GROWTH

Josh Waller's last three seasons show one of the clearest improvement arcs in the EIHL. His progression from a depth winger in Cardiff to a top-six impact forward in Guildford is backed by major jumps in usage, production and on-ice influence.

HockeySteve | Stats & Insights

2025/26 FIRST EIHL SEASON BREAKOUTS

Should they stay in the EIHL next season

The EIHL thrives on players who arrive without fanfare and immediately elevate the league's standard. This season delivered several first-year EIHL skaters — rookies, first-time pro or imports new to the league — who made a genuine impact from day one.

These players have earned a place in the EIHL next season.



MATHIEU GOSSELIN 2025/26

RANK	GAMES	POINTS	AGE:	PPG:
1	53	51	26	6
	GOALS 23	ASSISTS 28	POS: FWD	TOI: 22:07

IMPACT	CAT STR	DEF EVAL
8.2	8.1	6.3

EV PTS	EV DEF	PP	PRIM PTS	PK	CARRIES
65%	57%	84%	57%	36%	64%

SOG/60	xG	G ABOVE XG	OZ CTRL	TRANSITIONS	DZ SUPRT
8.5	20.4	2.6	7.3	8.3	6.0

DATA TAKEN FROM **ELITE PROSPECTS & **EIHL**



BRADY GILMOUR 2025/26

RANK	GAMES	POINTS	AGE:	PPG:
2	54	47	26	3
	GOALS 16	ASSISTS 31	POS: FWD	TOI: 21:56

IMPACT	CAT STR	DEF EVAL
7.4	7.9	7.2

EV PTS	EV DEF	PP	PRIM PTS	PK	CARRIES
59%	64%	77%	55%	45%	53%

SOG/60	xG	G ABOVE XG	OZ CTRL	TRANSITIONS	DZ SUPRT
5.6	13.2	2.8	6.7	7.3	6.8

DATA TAKEN FROM **ELITE PROSPECTS & **EIHL**



TRISTIN LANGAN 2025/26

RANK	GAMES	POINTS	AGE:	PPG:
3	54	52	27	2
	GOALS 16	ASSISTS 36	POS: FWD	TOI: 20:49

IMPACT	CAT STR	DEF EVAL
7.1	7.6	6.4

EV PTS	EV DEF	PP	PRIM PTS	PK	CARRIES
57%	56%	62%	58%	39%	52%

SOG/60	xG	G ABOVE XG	OZ CTRL	TRANSITIONS	DZ SUPRT
6.1	14.8	1.2	6.9	7.2	6.1

DATA TAKEN FROM **ELITE PROSPECTS & **EIHL**

PROJECTED EIHL ALL STAR TEAMS

EIHL ALL-STAR FIRST TEAM







FORWARDS
MITCHELL BALMAS, TIM DOHERTY, GRANT MISMASH
DEFENCE
MIKE LEE, BRANDON ESTES
GOALIE
DREW DERIDDER



EIHL ALL-STAR SECOND TEAM








FORWARDS
KRISTOFF KONTOS, JJ PICCINICH, MATHIEU GOSSELIN
DEFENCE
DAVID NOEL, NICK WELSH
GOALIE
BEN BOWNS

HockeySteve | Stats & Insights

Understanding the Stat Badges

To include a super fun element, which will be used for future projects and designs, here are the dedicated ‘rewards’ that will feature with player cards going forward



IRON MAN



FACE-OFF KING



BRICK WALL



CANNON



WHEELS



SHOW STOPPER



HOT ACE



BIG RIG



HOT GLOVE



SNIPER



APPLE COLLECTOR



HOCKEY IQ

Unique indicators that help to set apart the core qualities of each player. be it great hockey sense, a consistent puck distributor, a goalie that will flash the leather in the craziest moments, these badges provide additional, quirky insights whilst demonstrating the data

PROJECTED EIHL AWARD WINNERS

MAIN AWARDS

- MVP
- DEFENCEMAN OF THE YEAR
- FORWARD OF THE YEAR
- GOALTENDER OF THE YEAR

MVP - MOST VALUABLE PLAYER



THE LEAGUE'S TOP FORWARD BY IMPACT SCORE. BALMAS DELIVERED ELITE SCORING, TRANSITION DOMINANCE, AND PRIMARY-POINT EFFICIENCY, DRIVING SHEFFIELD'S OFFENCE IN EVERY SITUATION.

DEFENCEMAN OF THE YEAR



THE MOST COMPLETE TWO-WAY DEFENDER IN THE EIHL THIS SEASON. LEE COMBINED ELITE PUCK-MOVEMENT WITH STRONG DEFENSIVE VALUE, DRIVING POSSESSION WHILE LOGGING HEAVY MINUTES AGAINST TOP COMPETITION.

FORWARD OF THE YEAR



A PLAYMAKING ENGINE WITH ELITE TWO-WAY RELIABILITY. DOHERTY'S PRIMARY ASSIST RATE, PP INFLUENCE, AND DEFENSIVE SUPPORT MADE HIM ONE OF THE MOST COMPLETE FORWARDS IN THE EIHL.

GOALIE OF THE YEAR



A SEASON DEFINED BY CONSISTENCY AND CONTROL. DERIDDER LED ALL STARTERS IN HIGH-DANGER SAVE IMPACT AND STABILISED A STORM TEAM THAT RELIED HEAVILY ON HIS WORKLOAD. HIS REBOUND MANAGEMENT AND LATE-GAME SAVE PERCENTAGE WERE AMONG THE LEAGUE'S BEST.

ONES TO WATCH

These players also brought an unexpected addition to their teams, contributing beyond roles and expectations

G - CHRISTIAN STOEVER, CARDIFF DEVILS



STOEVER IS ONE OF THE EIHL'S MOST INTRIGUING YOUNG GOALTENDERS — ATHLETIC, TECHNICALLY SHARP AND CAPABLE OF STEALING GAMES EVEN IN LIMITED STARTS.

HIS 91.48% SAVE PERCENTAGE AND 2.29 GAA ARE IMPRESSIVE FOR A FIRST-YEAR EIHL NETMINDER AND HIS THREE SHUTOUTS SHOW HE CAN REACH A GENUINELY ELITE LEVEL WHEN HE LOCKS IN.

D - DAVID NOEL, NOTTINGHAM PANTHERS



NOËL'S HEAVY SHOT AND OFFENSIVE INSTINCTS MADE HIM ONE OF THE LEAGUE'S MOST DANGEROUS BLUE-LINE SCORERS. HIS ABILITY TO CREATE OFFENCE FROM THE POINT GIVES NOTTINGHAM A WEAPON FEW TEAMS POSSESS.

A BREAKOUT CANDIDATE FOR NEXT SEASON — IF HE STAYS.

F - MATTHEW GLEASON, COVENTRY BLAZE



GLEASON BECAME A KEY DRIVER FOR COVENTRY, BLENDING SPEED WITH CONSISTENT SCORING TOUCH. HIS SPECIAL-TEAMS IMPACT AND ABILITY TO CREATE OFFENCE IN MOTION MADE HIM A RELIABLE THREAT ALL SEASON.

A STRONG BREAKOUT CANDIDATE HEADING INTO NEXT YEAR.

BRIT - REECE KELLY, SHEFFIELD STEELERS



KELLY HANDLED ONE OF THE LEAGUE'S TOUGHEST ASSIGNMENTS, SHIFTING BETWEEN DEFENCE AND FORWARD WHILE MAINTAINING STEADY MINUTES AND STRONG SHOT INVOLVEMENT.
HIS VERSATILITY, MOBILITY AND ABILITY TO ADAPT TO MULTIPLE ROLES MAKE HIM A GENUINE BREAKOUT CANDIDATE HEADING INTO NEXT SEASON.

Accreditation/Sources

For photographes used, photo credit goes to the EIHL (via Website), google sourced went directly to club official websites and the EIHL.

All club photographers, including but not exclusive to Cardiff Devils, Guildford Flames, Glasgow Clan, Coventry Blaze, Nottingham Panthers, Sheffield Steelers, Belfast Giants, Manchester Storm.

This project did not use:

- API feeds
- Web scraping
- Automated data harvesting
- Third-party analytics engines

All data was manually curated and processed through controlled tools.

DATA INTEGRITY STATEMENT

This project is built on a transparent, controlled and fully self-contained data environment. All calculations, rankings and Impact Scores presented in this report are derived exclusively from datasets provided directly by the project creator. No external databases, third-party statistics providers or automated scraping tools were used at any stage.

For Data sources, extraction and mapping, JSON computation, the following websites were used
EIHL
HockeyDB
QUANTHOCKEY
ELITE PROSPECTS
microsoft excel, google sheets
microsoft co-pilot was used to run formulas extensively to erradicate data noise, flushing, computation modelling